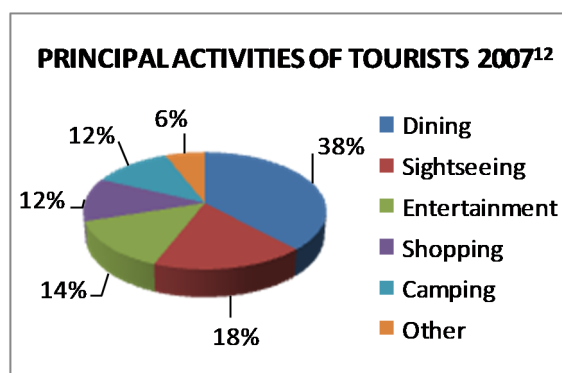
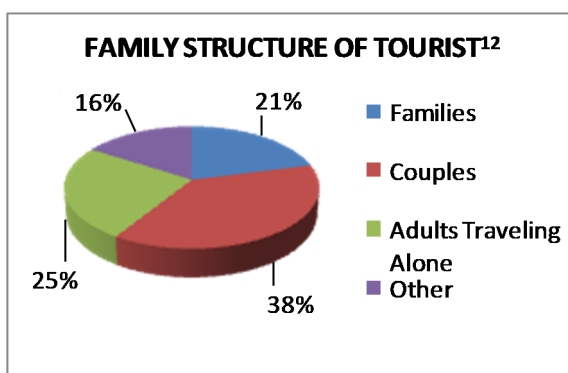


## INFORMATION ON TOURISM IN HUNTINGDON COUNTY

NUMBER OF TOURISTS 2007 <sup>12</sup>	
Number of Tourist in PA in 2007	138.3 Million
Number of Tourist in Allegheny Region in 2007	4.53 Million

TRAVELER PROFILE 2007 <sup>12</sup>	
Median Age	40 Years of Age
Median Annual Household Income	\$55,000
Main Type of Traveling Party	Couples
Average Length of Stay	3.6 Days
Top Activities	Dining, Sightseeing, Entertainment
Average Expenditures: Per Person Per Day	\$65.20
Average Expenditures: Per Travel Party Per Trip	\$712



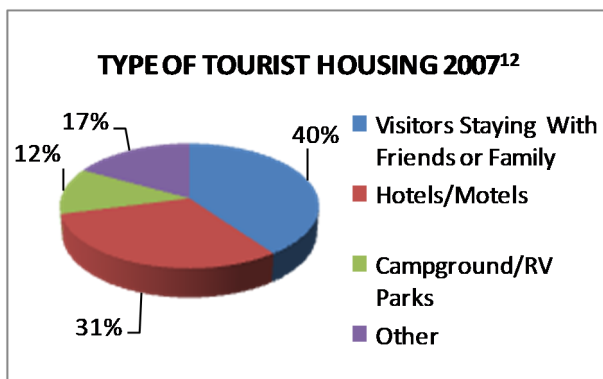
HUNTINGDON COUNTY VISITOR SPENDING IN MILLIONS <sup>13</sup>								
	Transportation	Food	Lodging	Shopping	Entertainment	Other	Total	% Change
2007	8.08	21.49	11.22	5.37	3.13	1.63	50.93	↓9%
2006	8.68	23.63	11.6	6.08	3.51	2.53	56.02	

TOURISM GROSS STATE PRODUCT IN MILLIONS for Huntingdon County <sup>13</sup>					
	Direct	Indirect	Induced	Total	%Change
2007	\$24,045,217	\$10,204,012	\$13,411,297	\$47,660,526	↓9.5%
2006	\$26,567,721	\$11,282,999	\$14,800,891	\$52,651,612	

HUNTINGDON COUNTY TOURISM EMPLOYMENT <sup>13</sup>					
	Direct	Indirect	Induced	Total	%Change
2007	729	167	222	1118	↓11.7%
2006	829	188	250	1267	↑3.7%
2005	802	180	240	1222	

HUNTINGDON COUNTY TOURISM WAGES IN DOLLARS <sup>13</sup>						
	Direct	%Change Direct Only	Indirect	Induced	Total	%Change
2007	19,626,237	↓9.4%	6,719,039	8,378,662	34,723,938	↓9.4%
2006	21,665,682		7,417,526	9,243,954	38,327,162	

<b>HUNTINGDON COUNTY TOURISM TAX REVENUES (in millions)<sup>13</sup></b>			
	<b>Federal</b>	<b>State &amp; Local</b>	<b>Total</b>
2007	7.84	5.15	12.99
2006	8.66	5.67	14.33



<sup>1</sup> United States Government Census Data 2006-08 <http://www.census.gov>

<sup>2</sup> Pennsylvania State Data Center [http://pasdc.hbg.psu.edu/pasdc/PA\\_Stats/estimates\\_and\\_projections/estimates.html](http://pasdc.hbg.psu.edu/pasdc/PA_Stats/estimates_and_projections/estimates.html)

<sup>3</sup> The Huntingdon County Website [http://huntingdoncounty.net/hunt\\_co/cwp/view.asp?a=3&q=441248](http://huntingdoncounty.net/hunt_co/cwp/view.asp?a=3&q=441248)

<sup>4</sup> The Bureau of Labor and Statistics <http://www.bls.gov/home.htm>

<sup>5</sup> Center for Workforce Information and Analysis <http://www.paworkstats.state.pa.us/>

<sup>6</sup> The United States Department of Agriculture <http://www.ers.usda.gov/Data/Unemployment/RDList2.asp?ST=PA>

The Bureau of Labor and Statistics <http://www.bls.gov/home.htm>

<sup>7</sup> The Center for Rural Pennsylvania [http://www.ruralpa2.org/county\\_profiles.cfm](http://www.ruralpa2.org/county_profiles.cfm)

<sup>8</sup> "Workforce Information News Release" prepared by The Center for Rural Pennsylvania <http://www.portal.state.pa.us/portal/server.pt?open=514&objID=552914&mode=2>

<sup>9</sup> Public School Review—Profiles of USA Public Schools <http://www.portal.state.pa.us/portal/server.pt?open=514&objID=552914&mode=2>

Juniata Valley School District <http://wwwwtiu.k12.pa>

Huntingdon Area School District <http://www.tiu.k12.pa.us>

Mount Union Area School District <http://www.muasd.org>

Southern Huntingdon County School District <http://www.shcsd.k12.pa.us>

<sup>10</sup> "HCPC Annual Report" prepared by HuntingdonCounty.net <http://www.huntingdoncounty.net/Documents/HCPC%20Annual%20Report%202009.pdf>

<sup>11</sup> Pennsylvania Department of Transportation <http://www.dot.state.pa.us/Internet/Bureaus/pdPlanRes.nsf/infoBPRCartoMapsInPDFandDJVU?OpenForm>

<sup>12</sup> "2007 Annual Pennsylvania Travel Profile" prepared by VisitPA.com <http://www.visitpa.com/index.aspx>

<sup>13</sup> "The Economic Impact Of Travel & Tourism In Pennsylvania - Travel Year 2007" by Global Insight in partnership with D.K. Shifflet & Associates Ltd. For The Pennsylvania Tourist Office <http://www.visitpa.com/index.aspx>